


CAS4 ile tek noktadan farklı uygulamalar için dođrulama


coskun.gunduz@ozguryazilim.com.tr

@coskungunduz
#owtg2014



İçerik

- Jasiğ CAS nedir?
- Multi-Sign-On vs. Single-Sign-On
- CAS nasıl çalışır?



Jasig CAS

- Central Authentication Service
- Özgür bir yazılım
- Web uygulamaları için SSO



Multi-Sign-On

kullanıcı adın ya da e-posta adresin

parolan

[Giriş Yap](#) [Parolamı Unuttum](#)

Username:

⚠ This field is required

Password:

Forgot your [username](#) or [password](#)?


[Log In](#)

User:

Password:

Remember me on this computer

[log in](#)



Multi-Sign-On

kullanıcı adın ya da e-posta adresin

parolan

[Giriş Yap](#) [Parolamı Unuttum](#)

Username:

⚠ This field is required

Password:

[Forgot your username or password?](#)


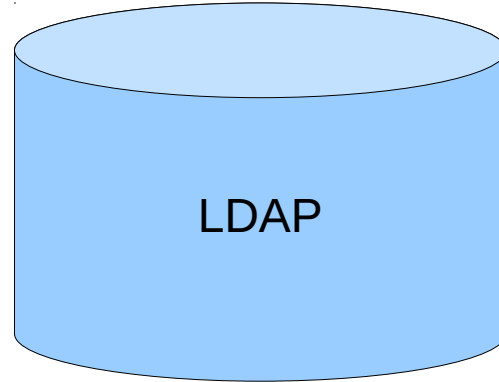
[Log In](#)

User:

Password:


Remember me on this computer

[log in](#)




Çözüm

- Organizasyon kapsamında tek login form
- Kişisel bilgilere erişen tek uygulama
- Her uygulamaya login form gerekmeyecek
- Bilgiler yine LDAP vb. sistemde durabilir
 - LDAP, Active Directory, JDBC, JAAS




Örnek

- Üniversite organizasyonu
 - Ders kayıt sistemi
 - Eposta sistemi
 - Kütüphane sistemi
 - Öğrenci işleri sistemi

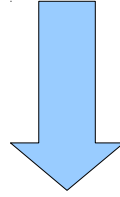


CAS özellikleri

- Giriş yapmış kullanıcının bilgileri döner
 - OpenID
 - SAML
- Single-Sign-Out
- RESTful API
- Küme (Cluster) desteği




Nasıl alıřır?

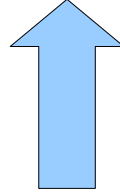


GET <https://UYGULAMA/baglanti>


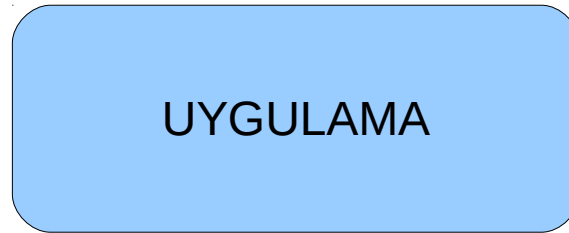
UYGULAMA



Nasıl alıřır?



<https://CAS/login?service=https://UYGULAMA/baglanti>




Nasıl çalışır?



UYGULAMA

CAS login page


[https://CAS/login?
service=https://UYGULAMA/baglanti](https://CAS/login?service=https://UYGULAMA/baglanti)



CAS


Nasıl alıřır?

- CAS giriř sonrası bir token dner
- Bu token tarayıcıya gelir
- Tarayıcı uygulamaya bu token'ı verir
- Uygulama bu token'ı CAS'e doęrulama iin iletir
- CAS doęrulama sonucu kiři bilgilerini uygulamaya verir




Sürümler

- Güncel sürüm: CAS4
- Pac4j ile OAuth desteđi
- Sosyal medya login



Kaynaklar

- <http://jasig.github.io/cas/4.0.0/index.html>
- <https://github.com/Jasig/cas>
- <https://wiki.jasig.org/display/CAS/Home>



Teşekkürler

- Sorular?
- Sunum:
 - Seminer.linux.org.tr
 - <http://topluluk.ozguryazilim.com.tr/sunumlar>
 - hcghost.com/owtg_hcg_cas.pdf

